

# FOR LEASE Louisville Metropolitan Area RIVER RIDGE COMMERCE CENTER

**900 PATROL ROAD  
JEFFERSONVILLE, IN 47130**



*1,200,000 Square Feet  
Suitable for Distribution or Manufacturing Uses*

For more information, please contact:

**David Davis, CCIM, SIOR**  
President  
502-379-6004  
ddavis@ccre.biz



10444 Bluegrass Parkway  
Louisville, KY 40299  
T 502-379-6000 • F 502-379-6220  
www.ccre.biz



a development by

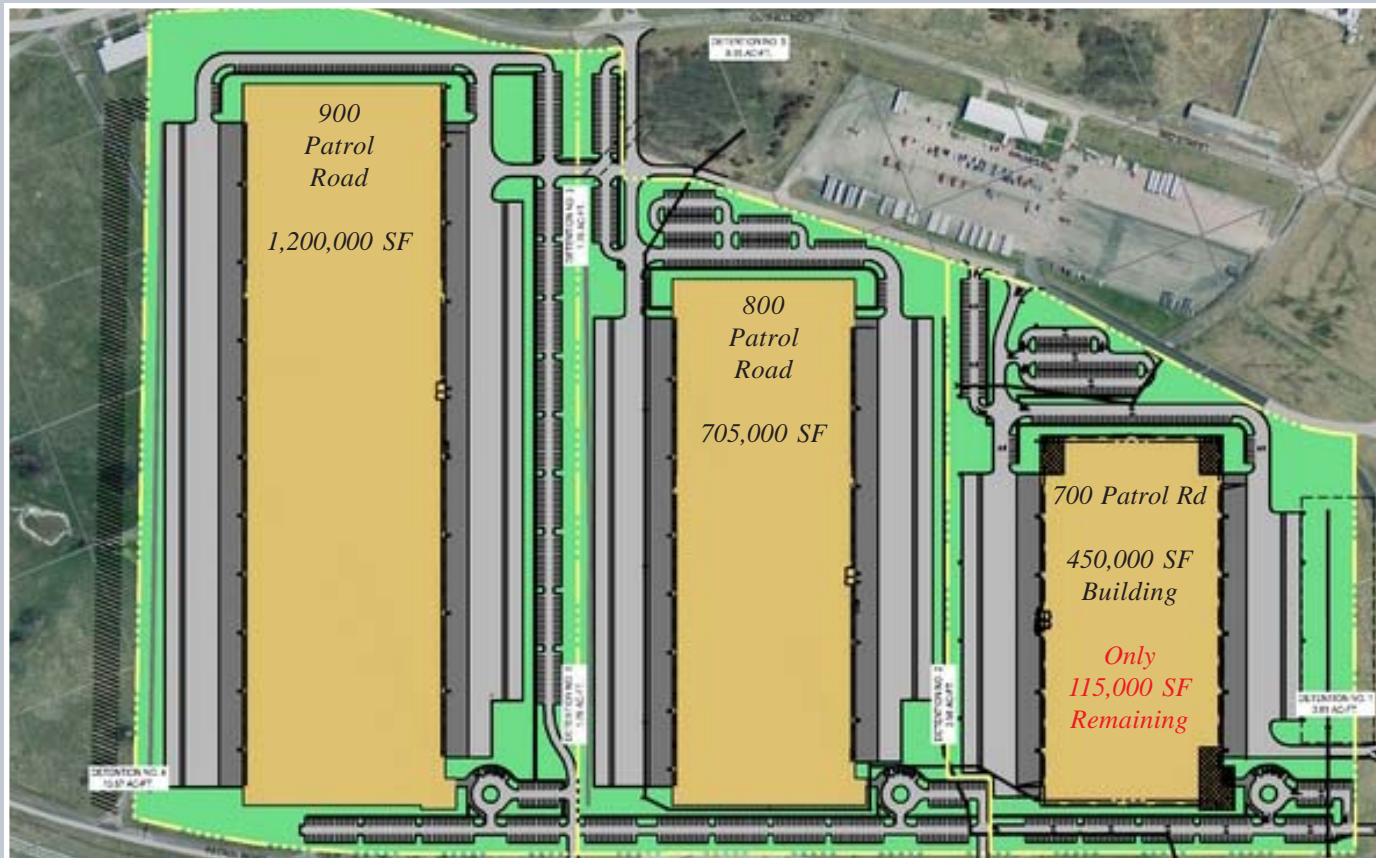


# RIVER RIDGE COMMERCE CENTER



## Site Features

- Only 10 minutes to Downtown Louisville and 18 minutes from Louisville International Airport and UPS' Worldport
- 1 mile to I-265 via Highway 62
- High visibility and easy access to I-265, I-65, I-64 and I-71
- CSX Rail via Mid-American Rail Services
- U.S. Foreign Trade Zoned and Indiaa Urban Enterprise Zone
- Zoned IR



## Utilities

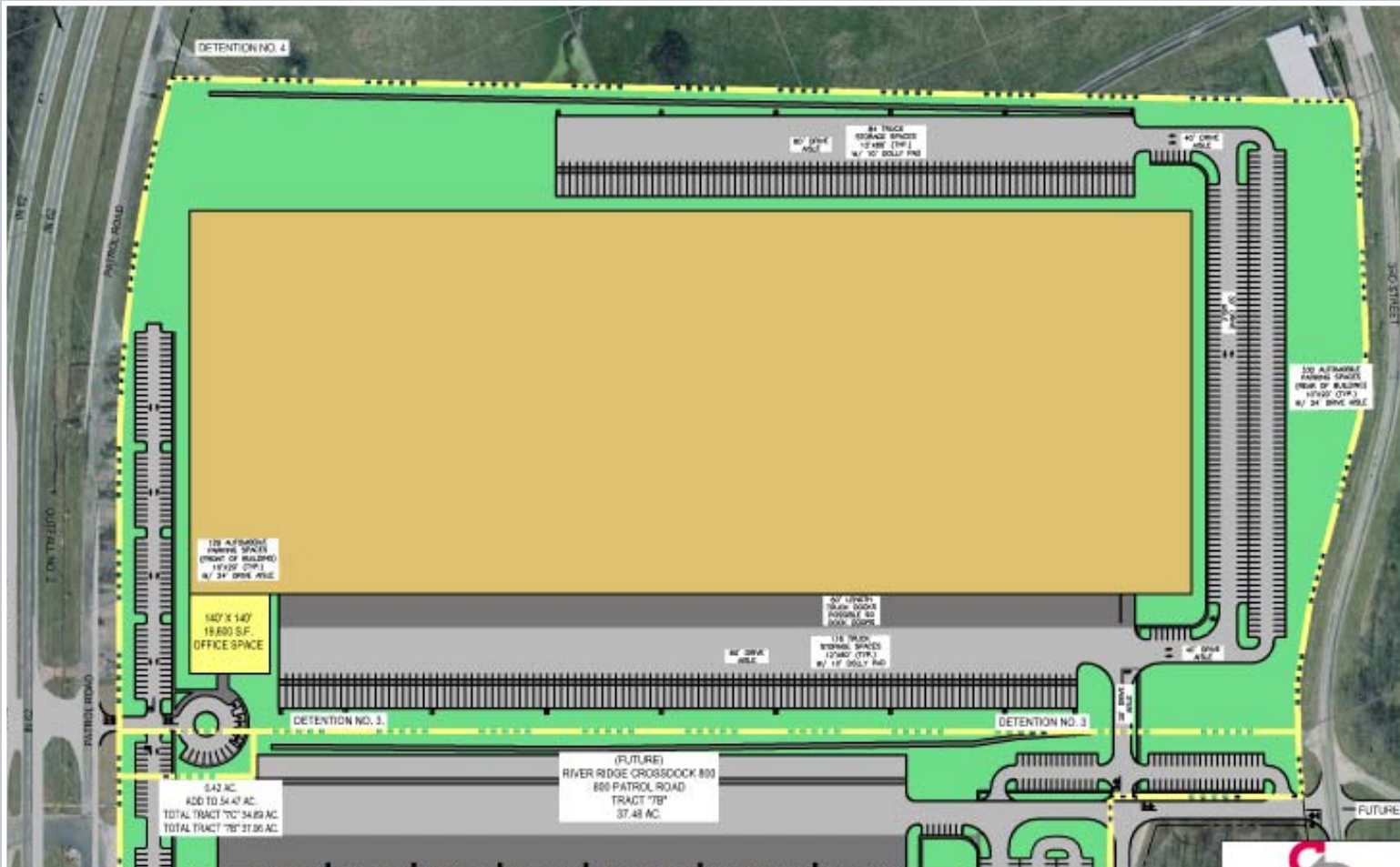
- Electric: Duke Energy (Redundant x3)
- Gas: Vectren Energy (8" line)
- Water: DNR (12" fire loop)
- Sewer: Waste Water One (8" gravity line)



For more information,  
please contact:

David Davis, CCIM, SIOR  
502-379-6004  
ddavis@ccre.biz

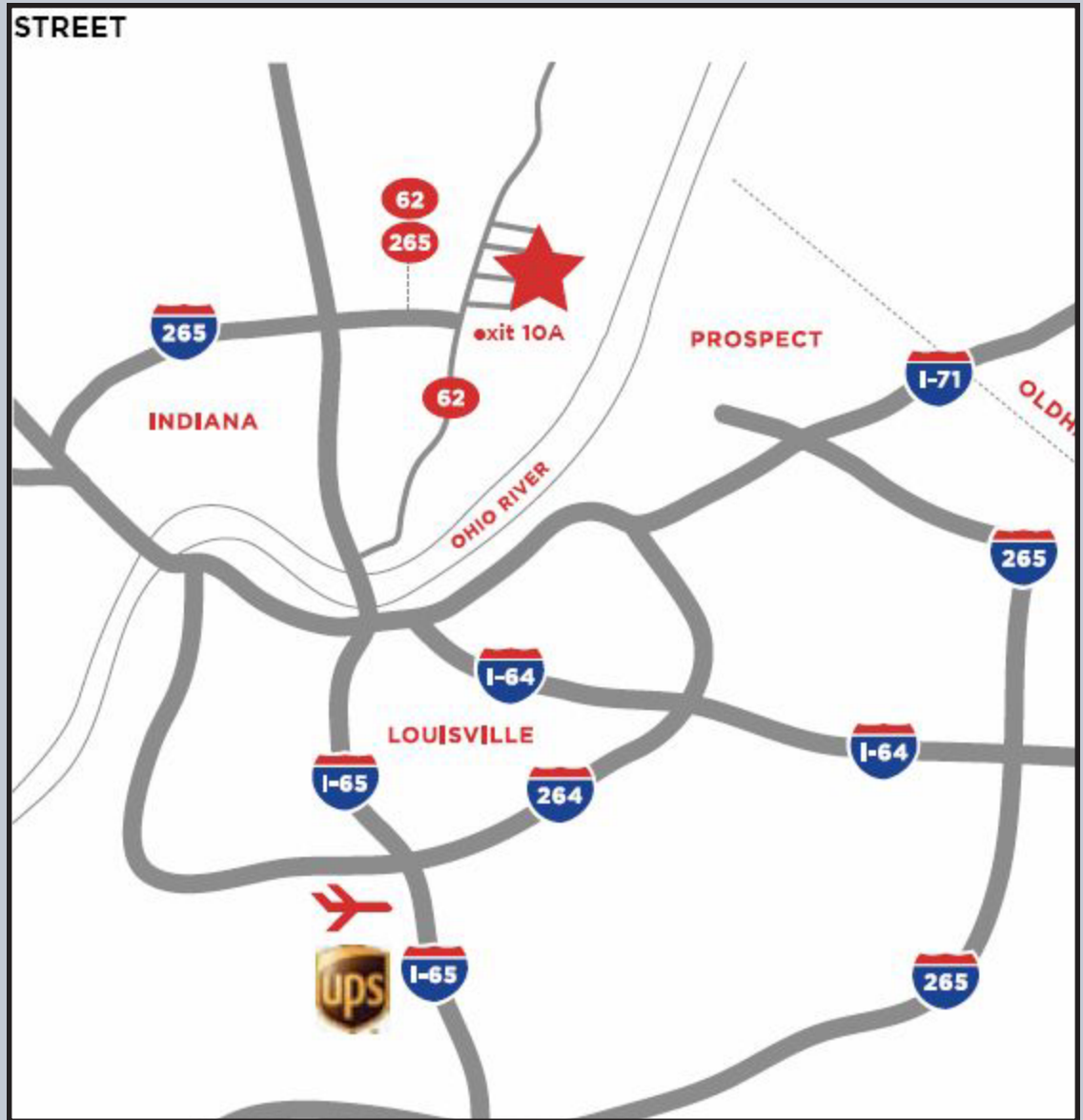




## Property Features

- 1,200,000 SF
- 54.47 acres
- Concrete tilt-up construction
- Office built-to-suit
- 36' clear height
- ESFR sprinkler system
- 50' x 60' loading bays
- 50' x 50' column spacing
- 175' truck court w/ flow-through design
- Up to 248 dock positions available
- Drive-in loading available
- 200 truck trailer spaces
- 459 automobile parking spaces





a development by



For more information, please contact:

**David Davis, CCIM, SIOR**  
**President**  
 502-379-6004  
 ddavis@ccre.biz

